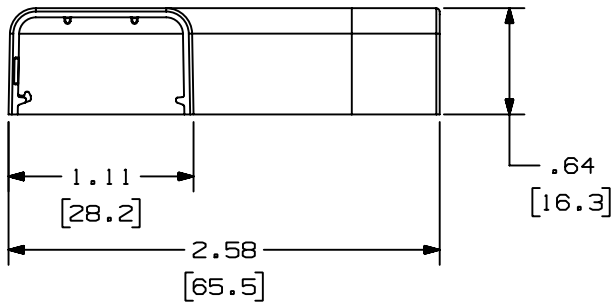
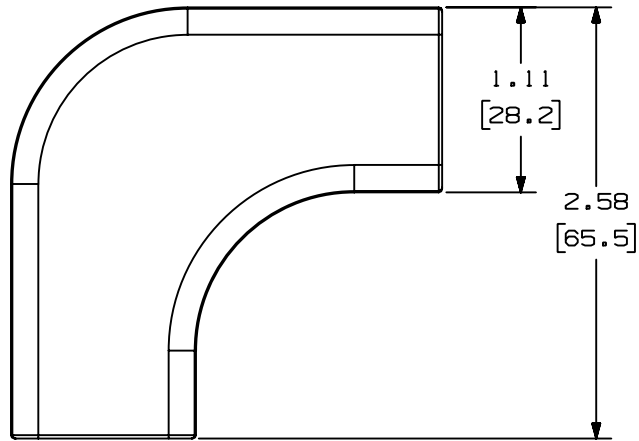


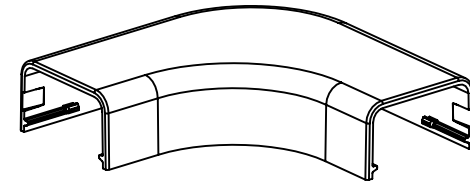
THIS COPY IS PROVIDED ON A RESTRICTED BASIS AND IS NOT TO BE USED IN ANY WAY DETRIMENTAL TO THE INTERESTS OF PANDUIT CORP.



PANDUIT PART NO.	WEIGHT
RAFC5	2.1 LB/100 PCS (940 g/100 PCS)

NOTES:

- SEE CURRENT CATALOG FOR ADDITIONAL PART NUMBER SUFFIXES TO INDICATE COLOR AND OR PACKAGE QUANTITY.
- THIS PRODUCT IS INTENDED TO BE USED WITH PANDUIT TYPE LD5 RACEWAY.
- NOMINAL WALL THICKNESSES: .055 [1.4].
- THIS PRODUCT IS FEATURED WITH THE TIA/EIA COMPLIANT BEND RADIUS.
- DIMENSIONS IN PARENTHESIS ARE IN METRIC.



CAD FILENAME/LAYERS D35012BD_LD_RAFC5_03.PRT

PANDUIT CORP. TINLEY PARK, ILLINOIS
 RIGHT ANGLE FITTING COVER
 (RAFC5)
 CUSTOMER DRAWING

REV	DATE	BY	CHK	DESCRIPTION	ECN	CHK	CUST	SUP
3	03-15-04	JHEP	RMH1	B. REMOVED CD5 FROM NOTE 2	35012-04	RGRO	RGRO	
2	07-03-02	JHNU	RMH1	A. REVISED MATERIAL IN DRAWING TITLE BLOCK.	35012-04	RGRO	RGRO	
1	05-14-99	DW	HIW	REVISED GEOMETRY TO SHOW 2D VIEWS.	35012-04	HIW	HIW	
R	11-10-95	DW	CEF	RELEASED TO PRODUCTION	35012-04	CEF	CEF	

UNLESS OTHERWISE SPECIFIED, DIMENSIONAL TOLERANCES ARE: (.X) ± (.XXX) ±.015 (.4) (.XX) ±.03 (.8) ANGLES ±		UNLESS OTHERWISE SPECIFIED, ALL DIMENSIONS ARE GIVEN IN INCHES, THIRD ANGLE PROJECTION.	
DRAWN BY DW	MAT'L: ABS 	SCALE NONE	
DATE 11-10-95		DRAWING NO. 35012-04	DWG A SIZE
CHECKED BY CEF			